A7 - Framing & Notch Details

THIS DRAWING DEPICTS MINIMUM CODE REQUIREMENTS PER CRC INFORMATION IS FOR REFERENCE ONLY AND IS NOT A SUBSTITUTE FOR ACCURATE DRAWINGS PREPARED FOR EACH PROPOSED CONSTRUCTION PROJECT.

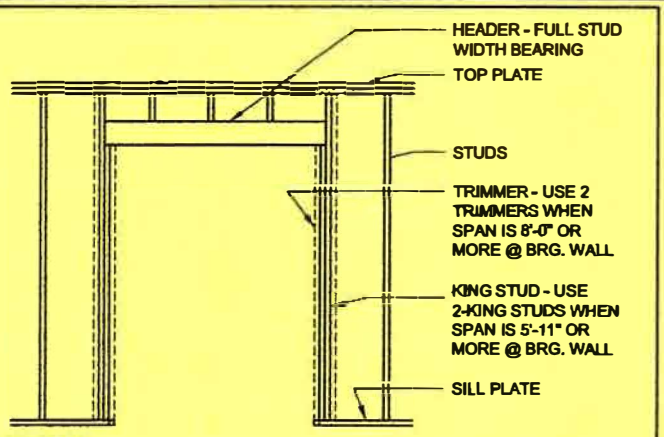

HEADER/ LINTEL CRC Figure R602.3 (1)(2)

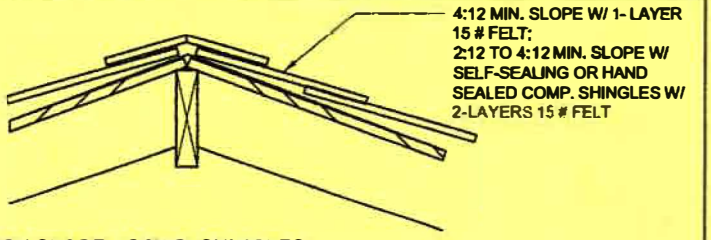

ROOF SLOPE - COMP. SHINGLES

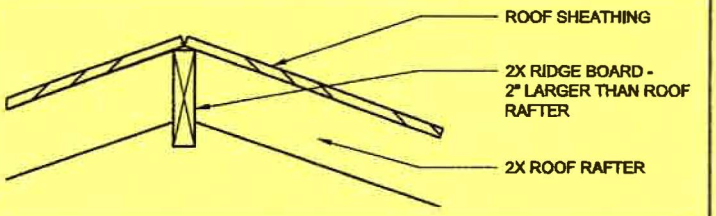

RIDGE CRC Figure R802.5.1

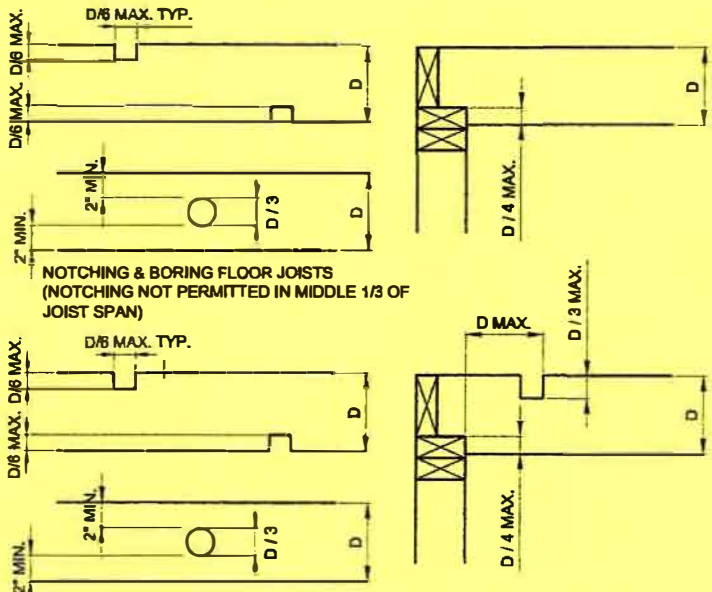

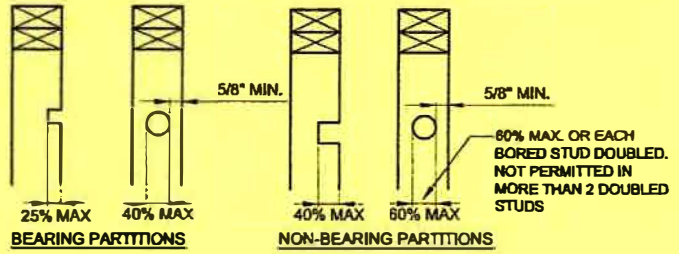

NOTCHING AND BORING: CRC Table R602.3 (5) & R602.6

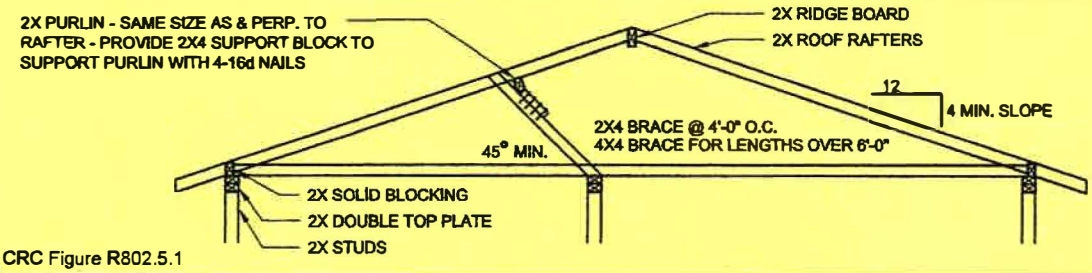

PURLINS CRC Figure R802.5.1

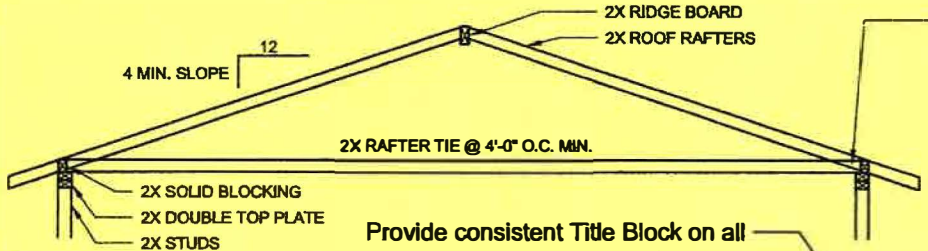

6-16d @ 24" O.C. (OR 12 16d PRE-DRILLED @ 48" O.C. TIES)

FOR LOWER SLOPES OR SPANS > 19'-0" PROVIDE MORE NAILING PER TABLE R802.5.1(9) OR ENGINEERED BOLTING.

RAFTER TIES CRC R802

Provide consistent Title Block on all sheets. Leave margin on all sides.

NAME, ADDRESS AND PHONE NO. OF DESIGNER XXX XXX XXX XXX XXX XXX XXX XXX WET SIGNATURE OF DESIGNER ON EACH SHEET (AND PROFESSIONAL STAMP IF APPLICABLE)	**EXAMPLE RESIDENCE**	FRMG. DETS. NOTCH DET. SAMPLE DRAWING	SCALE: NTS DATE: SHEET NO. A7